

General Equipment Info

Year

Make

Terex

Model

Ta30

Hours

9,427

Serial Number

A9021065

Machine Options

Cab, Heat, A/C

Address

East Didsbury HW 582 to RR 285, 1mile s

City

Didsbury

Province/State

AB

Inspector Name

Adam Dow

Date of Inspection


03-12-2024

Hour Meter - Idle Hours

Serial Number Plate

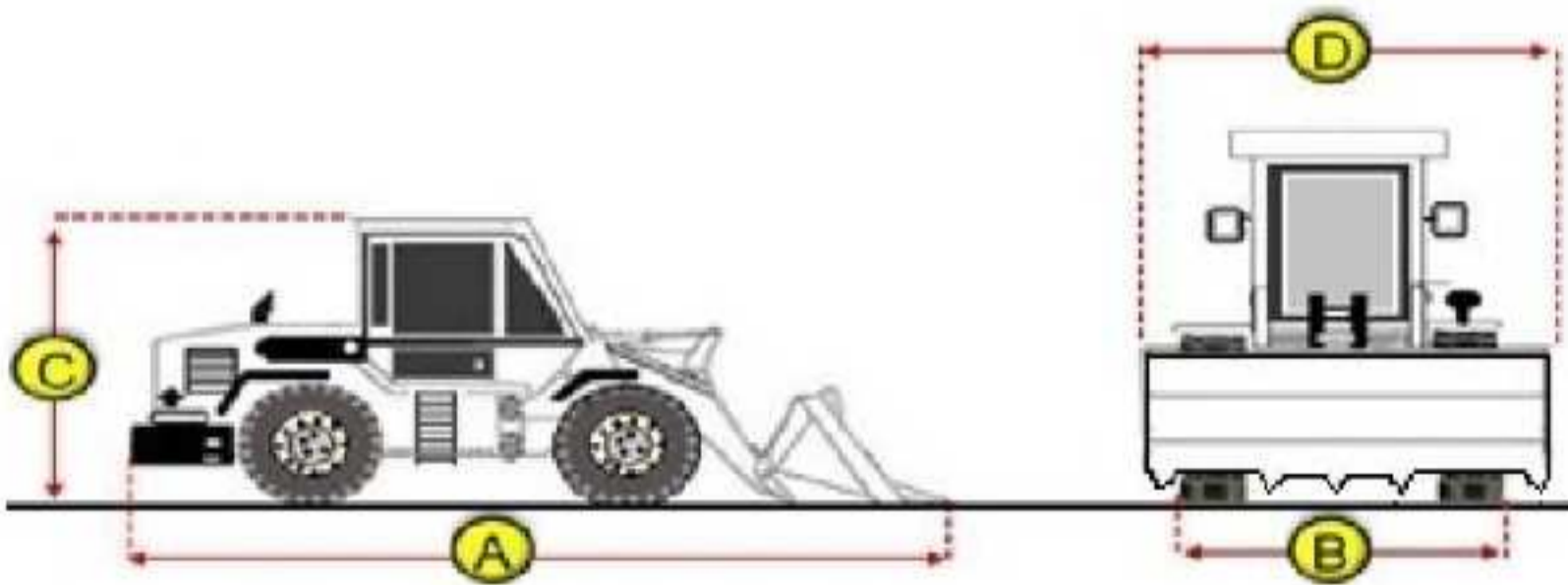


Hour Meter - SMU Hours



Dimensions

Measurement Guide



- A. Length (ft and inches)
- B. Width (ft and inches)
- C. Height (ft and inches)
- D. Shipping Width (ft and inches)
- Operational Weight (lbs)

Exterior Condition

Coupler Style

Exterior Walkaround Photos

Coupler Brand

Coupler Width (Between bucket ears)

Stick Width (Between bucket ears)

Pin Size

Center to Center of Bucket Pins

Excavator Boom Length

Loader Bucket Pin Height

Width Between Bucket Ears

Top Pin Size

Bottom Pin Size

Center to Center of Coupler Pins



Coupler Photos

Hard Bar Photos

Close-up Exterior Photos





Chassis Photos



Undercarriage Condition

Undercarriage Type

Wheels

Tire Size

23.5-25

Tire Brand

Premium

Front Left Tire - Ratio Remaining

70%

Rear Left Tire - Ratio Remaining

70%

Front Right Tire - Ratio Remaining

Front Left Tire - Photos



Rear Left Tire - Photos

70%
Rear Right Tire - Ratio Remaining
50%

Wheel and Tire Condition
Good condition but low tread

Left Track - Ratio Remaining

Right Track - Ratio Remaining

Track Condition

Pad Width Instructions

Take photo of tape measure on pad/grousers



Front Right Tire - Photos



Rear Right Tire - Photos





Left Track - Photos


Right Track - Photos

Pad Width Photo

Interior Condition

Interior Condition





Engine Condition

Engine Info

Gather general engine information if available (i.e., Make, Model, Cylinders, type, Horsepower).

Emissions Tier

Engine Serial Number

Unusual Noises (Upon Start-up, Idle, Shutdown)

Engine Compartment Photos

Engine Exhaust Color

Engine Type (Make, Model, Cylinders, HP)

Blow-by (Visual Observation Check)

Engine Smoke (Upon Start-up, Idle, Shutdown)





Active Engine Codes

A/C Compressor

Engine Data Plate



EPA Label

Hydraulic System

Hydraulic Pumps / Motors Condition

Hydraulic Cylinder Photos

Unable to test
Hydraulic Lines/Fittings Condition


Unable to test

Hydraulic Cylinders Condition

Hydraulic cylinders are clean and in good condition



Hydraulic System Photos





Hydraulic Leaks Photos

Hydrostatic Transmission?

2 Speed?

Drive

Transmission Condition

Unable to test

Axle Condition

Unable to test

Parking Brake Function

Unable to test

Drivetrain Photos



Function Check

Hydraulic Operation

1

Service Brakes Operation

1

Electronics Operation

Forward / Reverse

1

Attachment Operation

1

Park Brake Operation

1

1

Attachments

Attachment Type

Attachment Make

Attachment Size / Specs

Attachment Serial Number

Attachment Photos

Attachment Serial Number Photo

Attachment Width Photo