

General Equipment Info

Year

2010

Make

Deere

Model

750J LGP

Hours

5,792

Serial Number

T0750JX179692

Machine Options

Cab, Heat, A/C, 6-Way Blade, Ripper

Address

City

Assiniboia

Province/State

SK

Inspector Name

Ryan

Date of Inspection

04-03-2024

Hour Meter - Idle Hours

Serial Number Plate



Hour Meter - SMU Hours



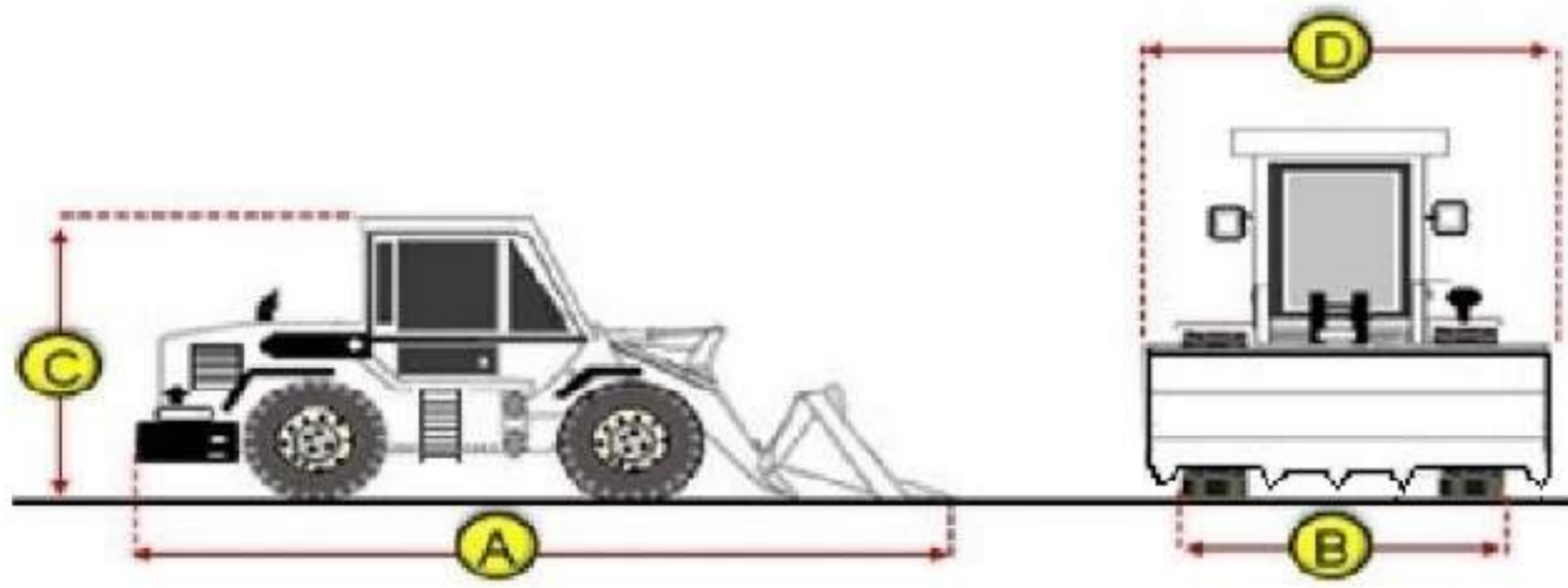
Dimensions

Measurement Guide

A. Length (ft and inches)

B. Width (ft and inches)

C. Height (ft and inches)



D. Shipping Width (ft and inches)

Operational Weight (lbs)

Exterior Condition

Coupler Style

Coupler Brand

Coupler Width (Between bucket ears)

Stick Width (Between bucket ears)

Pin Size

Center to Center of Bucket Pins

Excavator Boom Length

Loader Bucket Pin Height

Width Between Bucket Ears

Top Pin Size

Bottom Pin Size

Center to Center of Coupler Pins

Exterior Walkaround Photos






Coupler Photos


Hard Bar Photos



Close-up Exterior Photos



Chassis Photos



Undercarriage Condition

Undercarriage Type

Tracks

Tire Size

Tire Brand

Front Left Tire - Ratio Remaining

Rear Left Tire - Ratio Remaining

Front Right Tire - Ratio Remaining

Rear Right Tire - Ratio Remaining

Front Left Tire - Photos

Rear Left Tire - Photos

Front Right Tire - Photos

Rear Right Tire - Photos

Left Track - Photos

Wheel and Tire Condition

Left Track - Ratio Remaining

30%

Right Track - Ratio Remaining

30%

Track Condition

Pad Width Instructions


Take photo of tape measure on pad/grousers



Right Track - Photos



Pad Width Photo



Interior Condition

Interior Condition





Engine Condition

Engine Info

Gather general engine information if available (i.e., Make, Model, Cylinders, type, Horsepower).

Emissions Tier

Engine Serial Number

Unusual Noises (Upon Start-up, Idle, Shutdown)

No

Engine Exhaust Color

Clear

Engine Type (Make, Model, Cylinders, HP)

Blow-by (Visual Observation Check)

No

Engine Smoke (Upon Start-up, Idle, Shutdown)

No

Engine Compartment Photos



Active Engine Codes

A/C Compressor

Engine Data Plate



EPA Label

Hydraulic System

Hydraulic Pumps / Motors Condition

Hydraulic Lines/Fittings Condition

Hydraulic Lines & Fittings are clean and in good condition

Hydraulic Cylinders Condition

Hydraulic cylinders are clean and in good condition

Hydraulic Cylinder Photos





Hydraulic System Photos



Hydraulic Leaks Photos

Drivetrain

Hydrostatic Transmission?

2 Speed?

Drive

Transmission Condition

Axle Condition

Parking Brake Function

Drivetrain Photos

Function Check

Hydraulic Operation

5

Service Brakes Operation

5

Electronics Operation

5

Forward / Reverse

5

Attachment Operation

5

Park Brake Operation

5

Attachments

Attachment Type

WBM Ripper

Attachment Make

WBM

Attachment Size / Specs

Attachment Serial Number

Attachment Photos



Attachment Serial Number Photo

Attachment Width Photo

