

General Equipment Info

Year

Make

Cat

Model

D6T

Hours

7,958

Serial Number

CAT00D6TCRCW01562

Machine Options

Cab, Heat, A/C, 6-Way Blade

Address

City

Arcola

Province/State

SK

Inspector Name

Adam Dow

Date of Inspection


03-26-2024

Hour Meter - Idle Hours

Serial Number Plate

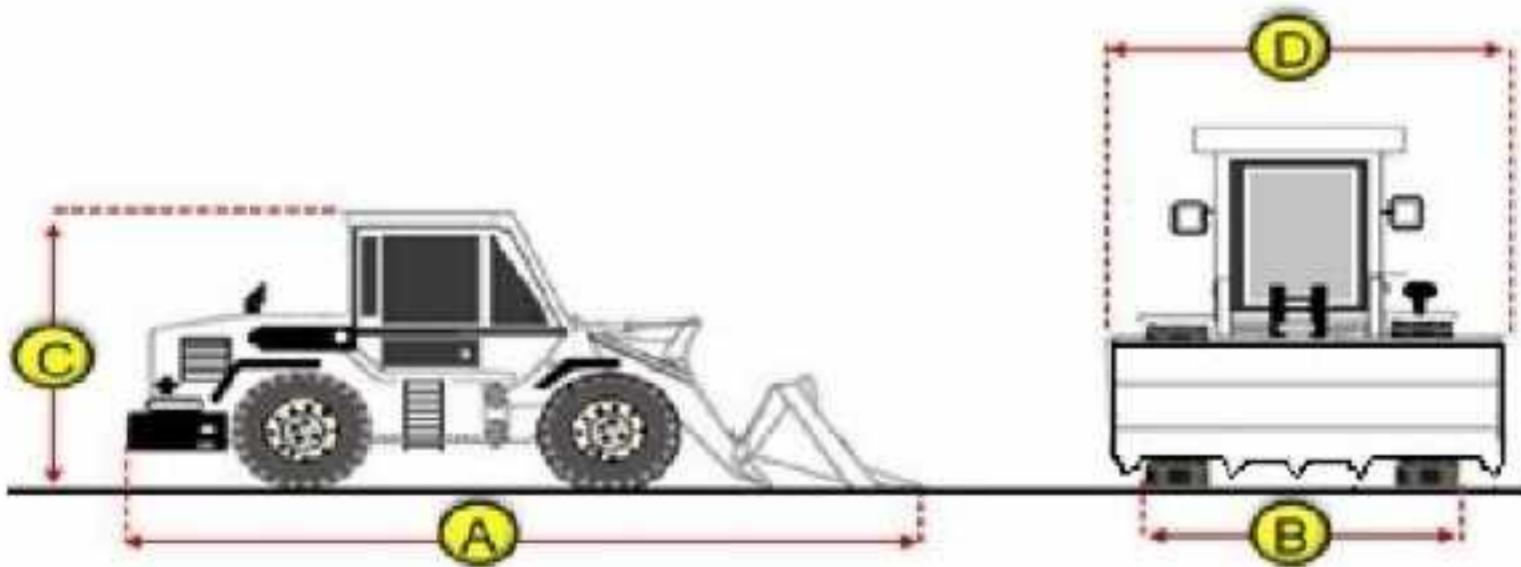


Hour Meter - SMU Hours



Dimensions

Measurement Guide



A. Length (ft and inches)

22' 8"

B. Width (ft and inches)

10' 10"

C. Height (ft and inches)

10' 6"

D. Shipping Width (ft and inches)

13' 7"

Operational Weight (lbs)

Exterior Condition

Coupler Style

Exterior Walkaround Photos

Coupler Brand

Coupler Width (Between bucket ears)

Stick Width (Between bucket ears)

Pin Size

Center to Center of Bucket Pins

Excavator Boom Length

Loader Bucket Pin Height

Width Between Bucket Ears

Top Pin Size

Bottom Pin Size

Center to Center of Coupler Pins



Coupler Photos

Hard Bar Photos

Close-up Exterior Photos







Chassis Photos



Undercarriage Condition

Undercarriage Type

Tracks

Tire Size

Tire Brand

Front Left Tire - Ratio Remaining

Rear Left Tire - Ratio Remaining

Front Right Tire - Ratio Remaining

Rear Right Tire - Ratio Remaining

Wheel and Tire Condition

Left Track - Ratio Remaining

50%

Right Track - Ratio Remaining

Front Left Tire - Photos

Rear Left Tire - Photos

Front Right Tire - Photos

Rear Right Tire - Photos


Left Track - Photos

50%
Track Condition

Good condition, wear consistent with hours


Pad Width Instructions

Take photo of tape measure on pad/grousers



Right Track - Photos





Pad Width Photo



Interior Condition

Interior Condition





Engine Condition

Engine Info

Gather general engine information if available (i.e., Make, Model, Cylinders, type, Horsepower).

Emissions Tier

Engine Serial Number

Unusual Noises (Upon Start-up, Idle, Shutdown)

Engine Exhaust Color


Engine Type (Make, Model, Cylinders, HP)


Blow-by (Visual Observation Check)

NA

Engine Smoke (Upon Start-up, Idle, Shutdown)

Engine Compartment Photos





Active Engine Codes

A/C Compressor

Engine Data Plate

EPA Label

Hydraulic System

Hydraulic Pumps / Motors Condition

Unable to test



Hydraulic Lines/Fittings Condition

Unable to test

Hydraulic Cylinders Condition

Unable to test

Hydraulic Cylinder Photos



Hydraulic System Photos



Hydraulic Leaks Photos



Drivetrain

Hydrostatic Transmission?

Yes

2 Speed?

Drive

Transmission Condition

Unable to test

Axle Condition

Unable to test

Parking Brake Function

Drivetrain Photos

Unable to test



Function Check

Hydraulic Operation

1

Forward / Reverse

1

Service Brakes Operation

1

Electronics Operation

1

Attachment Operation

1

Park Brake Operation

1

Attachments

Attachment Type

Roofer

Attachment Make

?

Attachment Size / Specs

Three prong

Attachment Serial Number

1Eh07809

Attachment Photos



Attachment Serial Number Photo



Attachment Width Photo

